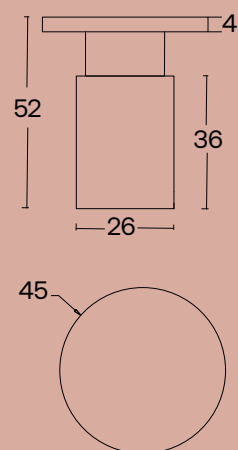


TECHNICAL SHEET
SPECIFICATIONS
AFTERCARE



KION
CONCRETE SIDE TABLE

KION CONCRETE SIDE TABLE



ABOUT THE PRODUCT

Kion side table, designed by Nikos G. Paleologos of Saint of Athens in 2023, is made of cast concrete.

The Kion table embodies a rationalistic approach to the utilitarian need for a side table, drawing inspiration from the Doric architecture of ancient Greece. Designed to elegantly capture the essence of ancient Greek architecture, it is structured and purposed to fulfill the evolved desires of the modern psyche.

This concrete table is produced through our company's Zero Waste Project developed over the past 3 years, with a recycling rate from 20%.
Suitable for indoors and outdoors.



URBI ET ORBI BASED IN GREECE
(+30) 210 4520178

INFO@URBIETORBI.GR

THESSALONIKIS 61, 18233 ATHENS
WWW.URBIETORBI.GR


KION CONCRETE SIDE TABLE

COLORS


BASIC



OPTIONAL



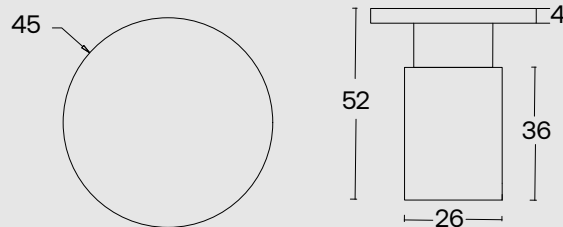
Colored in its mass with pigments



Every piece may exhibit color variations on its surface, as well as among other pieces of the same product or sample products.
The concrete surface exhibits surface voids that are caused by the air. This is a natural property of concrete.

SPECIFICATIONS

INDOOR / OUTDOOR



Diameter: 45 cm

Height: 52 cm

Weight: 30 kg



URBI ET ORBI BASED IN GREECE
(+30) 210 4520178

INFO@URBIETORBI.GR

THESSALONIKIS 61, 18233 ATHENS
WWW.URBIETORBI.GR

KION CONCRETE SIDE TABLE

PROPERTIES

This product is made of cast concrete. Our company specializes in the production of products made of concrete. The raw material that we use is a unique reinforced mixture of cement, enhancing admixtures and special aggregates.

Concrete is known from its use in the construction of buildings to be a durable, enduring, long-lasting material. However, untreated concrete does not suffice for the construction of a functional object. Concrete is porous, which means it is absorbent and easy to stain. Therefore, for it to be protected against unwanted stains, its surface needs to be treated and sealed.

To achieve optimal results, we apply a protective coating consisting of four waterproofing stages, by applying special stain varnishes, while at the same time being cautious not to alter the natural appearance and texture of concrete.

CARE & MAINTENANCE

We recommend removing any pigmented liquids from the surface by rinsing them with water before they dry, so as to avoid applying a lot of rubbing pressure later. Always use soft cleaning cloths and common detergents for cleaning. Avoid using strong detergents, such as Viakal. In case acids (nitric acids, hydroxide peroxide etc.), solvents (acetone, nitro solvents) or alcohol are spilled on the surface, remove them with water within a reasonable period of time. The frequent use of such liquids could wear out the sealing.

We recommend using a non-abrasive cleaner. Do not use any heavy abrasive, bleach-based or ammoniated cleansers. Avoid harsh detergents.

Do not use any cleaning products that contain acetone or denatured alcohol.

Use a soft bristle brush and a cleaning mixture of cold or lukewarm water and mild, natural soap.

For stubborn stains, it is better to contact us.

We highly recommend using risers under your concrete items to ensure that they don't stand in water or mud that may freeze and create micro-cracks, or stains.

For further technical information or advice of usage, contact our technical department.

LOAD RESISTANCE:

Although concrete is a very hard material, it can break like marble, stone or ceramic. For this reason, avoid dropping heavy objects or any other kind of impact directly onto the concrete surface.

- Lift, do not drag, your concrete table to adjust to a new position.

ABRASION RESISTANCE:

The concrete sealer coating is durable enough for outdoor use.


However, avoid rubbing the surface with sharp objects like wire, metal objects or tools and hard sponges. The frequent use of those objects can wear out the sealer. To prevent scratches, do not place or drag sharp or coarse objects across the surface.

STORAGE

The object should be stored in a dry place when not in use for an extended period of time and during the off season. The object must be clean and completely dry before storage.

Objects should be covered when not in use to protect against the outdoor elements. Before placing a cover on the object, clean it from any debris wipe it dry with a soft cloth, residue of moisture trapped on the surface can create mold. Take care to dry any moisture if the rainwater passes under the cover.





All rights reserved."Urbi et Orbi" brand and logos are registered trademarks. The industrial models of the product, the designation and the product photos are protected by the applicable copyright laws.

Urbi et Orbi reserves the right, in order to improve the capacities of the products, to make modifications to them, as if reference the raw materials, dimensions, weight, qualities or features, without prior notice.